

# Soldotna Construction Permitting

Soldotna 3rd Quarter Permit VALUES by Type - 1998-2004 - in \$								
	1998	1999	2000	2001	2002	2003	2004	Annual Change
Residential New	1,062,000	1,368,900	543,930	1,510,852	689,202	648,388	1,270,100	95.9%
Residential Alter/Add	103,400	141,867	101,065	50,148	317,466	70,722	145,721	106.0%
Commercial New	3,250,713	2,495,816	935,665	630,244	1,080,678	1,371,200	21,996,101	1504.1%
Commercial Alter/Add	723,050	119,996	96,250	318,672	610,000	328,000	368,193	12.3%
Total	5,139,163	4,126,579	1,676,910	2,509,916	2,697,346	2,418,310	23,780,115	883.3%
Annual Change		-19.7%	-59.4%	49.7%	7.5%	-10.3%	883.3%	

Table 6.9

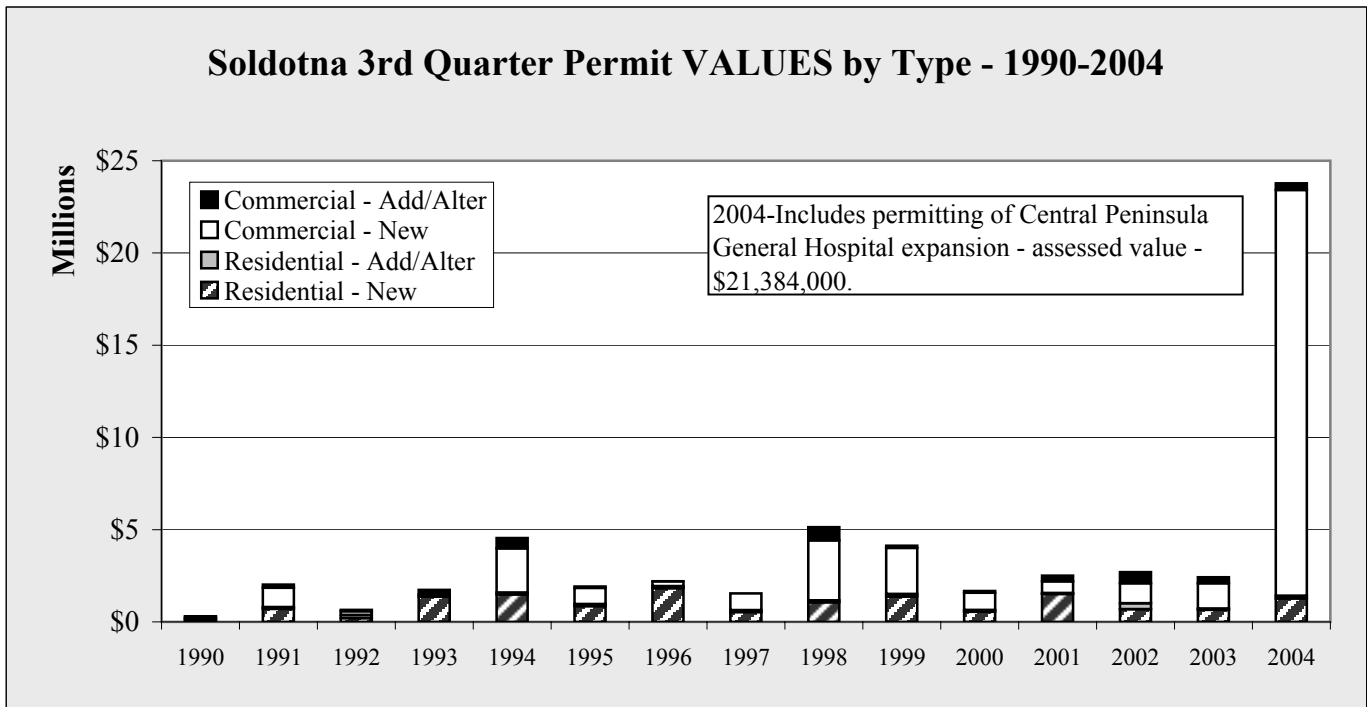


Chart 6.13

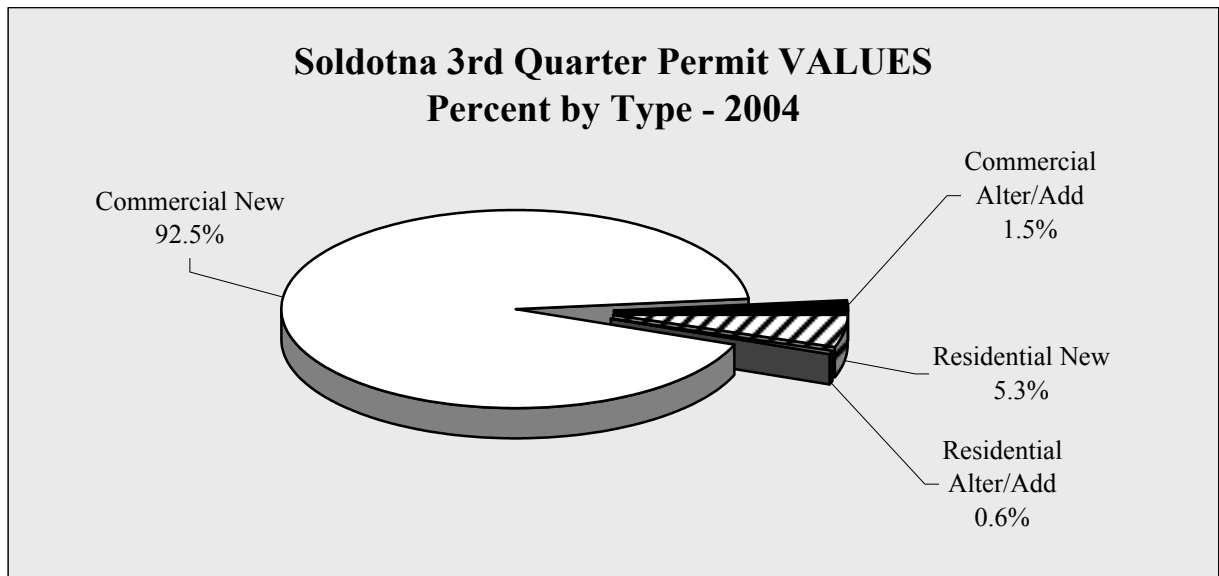


Chart 6.14

# Soldotna Construction Permitting

Soldotna 3rd Quarter Permit VOLUME by Type - 1998-2004								
	1998	1999	2000	2001	2002	2003	2004	Annual Change
Residential New	7	7	5	10	5	4	7	75.0%
Residential Alter/Add	5	4	7	6	10	4	6	50.0%
Commercial New	10	6	7	7	5	8	4	-50.0%
Commercial Alter/Add	6	6	7	12	5	3	7	133.3%
Total	28	23	26	35	25	19	24	26.3%
Annual Change		-17.9%	13.0%	34.6%	-28.6%	-24.0%	26.3%	

Table 6.10

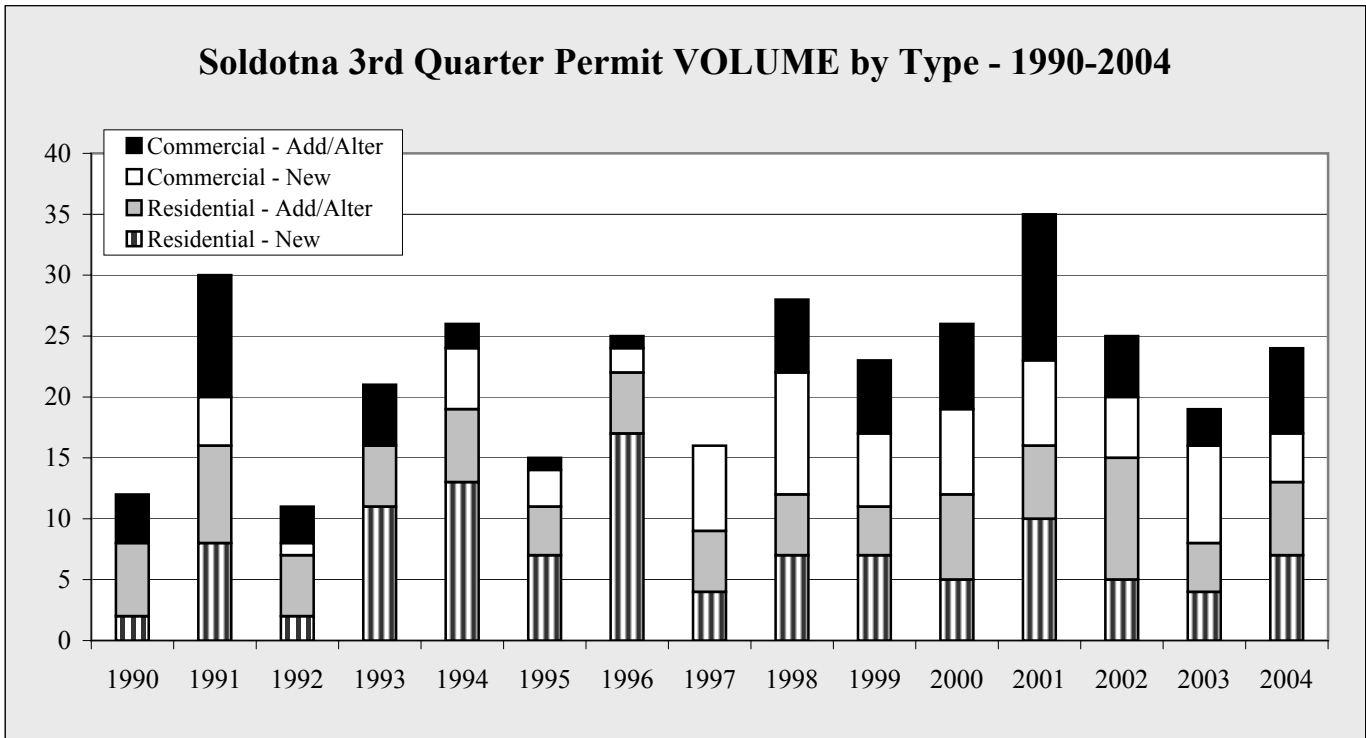


Chart 6.15

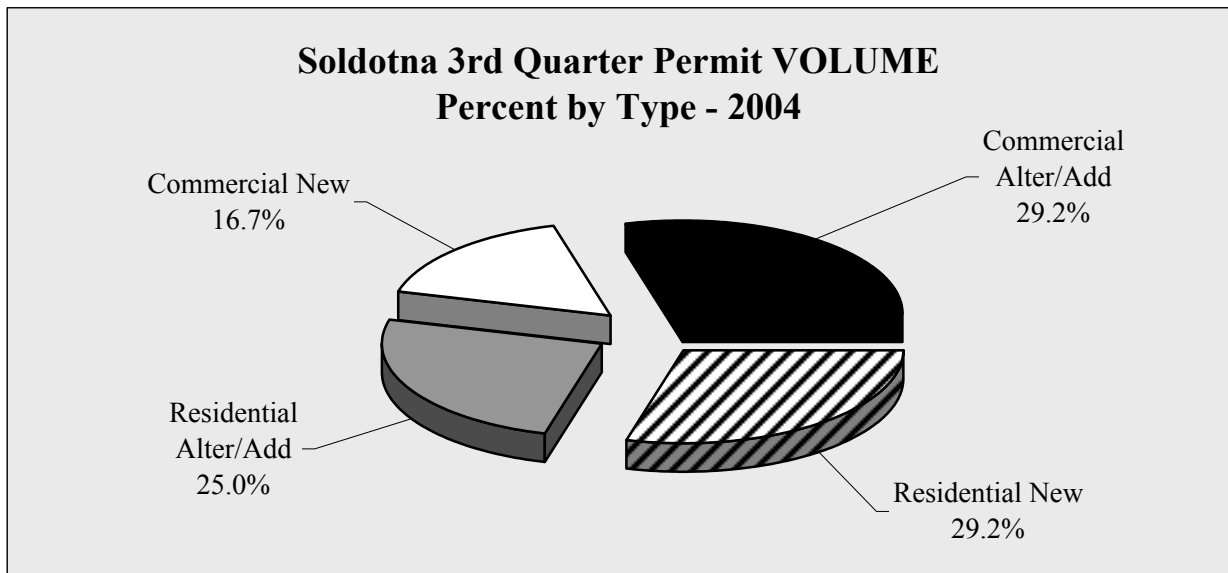


Chart 6.16

# Soldotna Construction Permitting

Soldotna YTD 9/30 Permit VALUES by Type - 1998-2004 - in \$								
	1998	1999	2000	2001	2002	2003	2004	Annual Change
Residential New	2,172,000	2,822,574	2,438,350	3,873,853	3,005,344	2,547,742	3,586,484	40.8%
Residential Alter/Add	225,400	377,228	325,739	306,347	743,687	258,629	220,530	-14.7%
Commercial New	5,590,665	5,219,634	2,953,580	3,288,822	4,397,059	3,487,690	27,827,424	697.9%
Commercial Alter/Add	874,592	575,891	1,046,799	1,323,302	2,760,304	785,191	958,573	22.1%
Total	8,862,657	8,995,327	6,764,468	8,792,324	10,906,394	7,079,252	32,593,011	360.4%
Annual Change		1.5%	-24.8%	30.0%	24.0%	-35.1%	360.4%	

Table 6.11

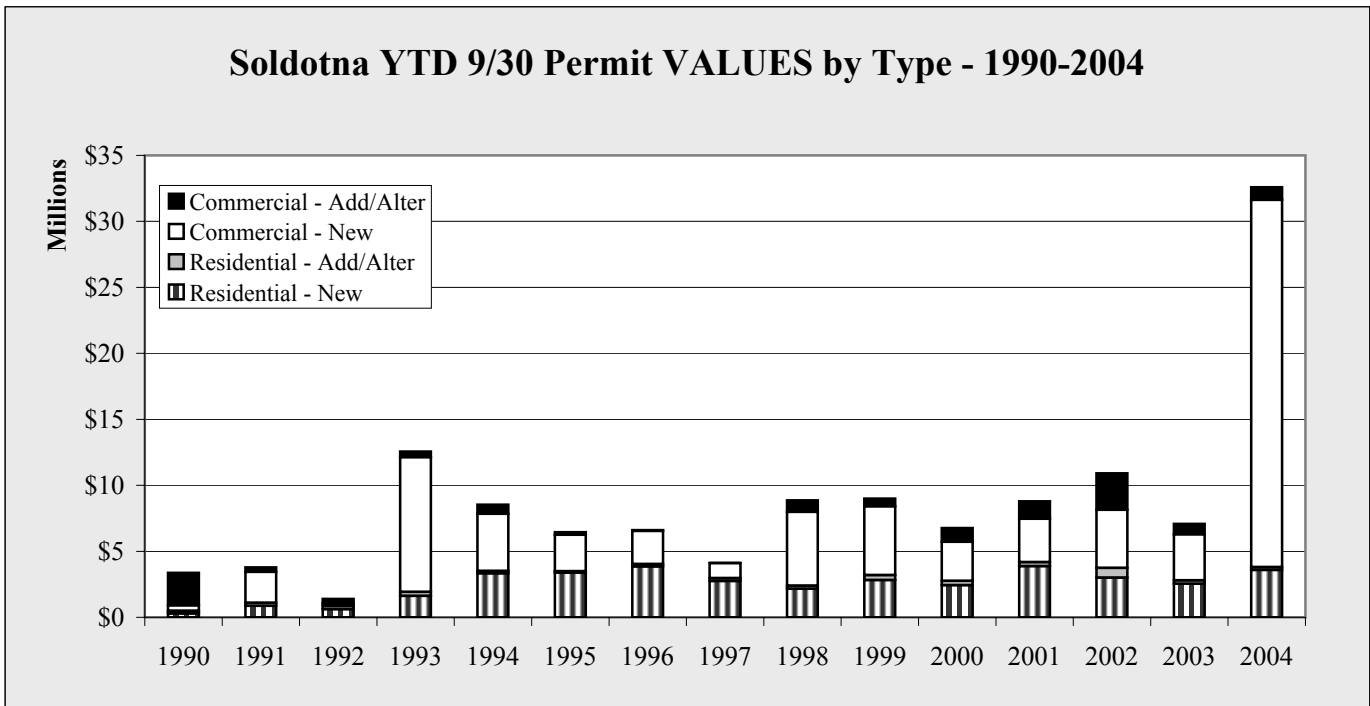


Chart 6.17

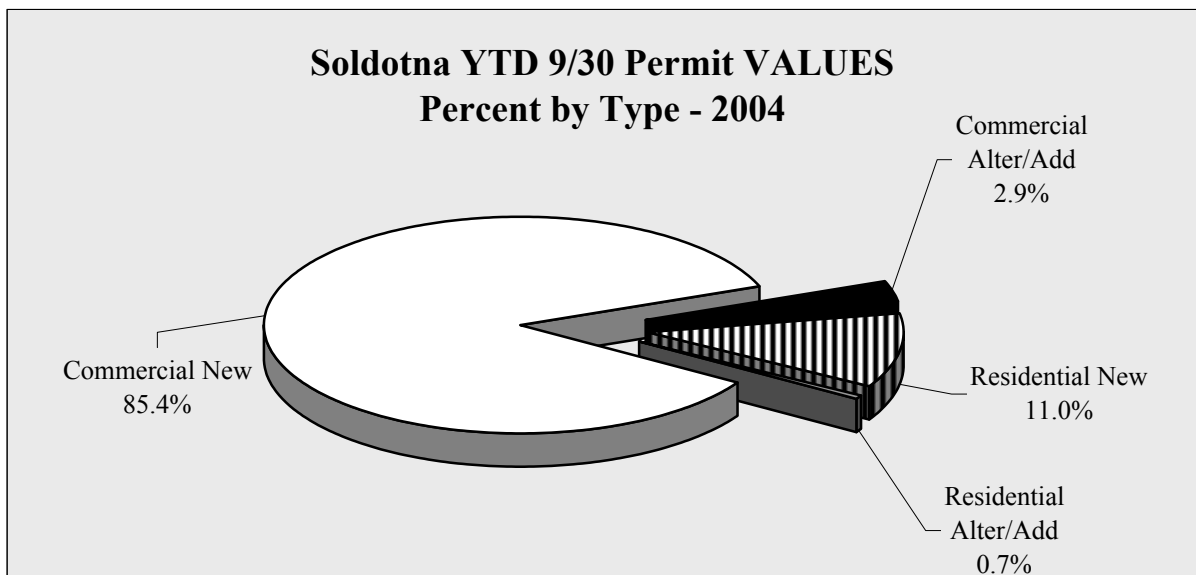


Chart 6.18

# Soldotna Construction Permitting

**Soldotna YTD 9/30 Permit VOLUME by Type - 1998-2004**

	1998	1999	2000	2001	2002	2003	2004	Annual Change
Residential New	14	17	17	24	23	19	18	-5.3%
Residential Alter/Add	11	16	16	19	18	15	14	-6.7%
Commercial New	23	14	11	10	18	14	11	-21.4%
Commercial Alter/Add	15	21	24	29	28	13	16	23.1%
Total	63	68	68	82	87	61	59	-3.3%
Annual Change		7.9%	0.0%	20.6%	6.1%	-29.9%	-3.3%	

Table 6.12

**Soldotna YTD 9/30 Permit VOLUME by Type - 1990-2004**

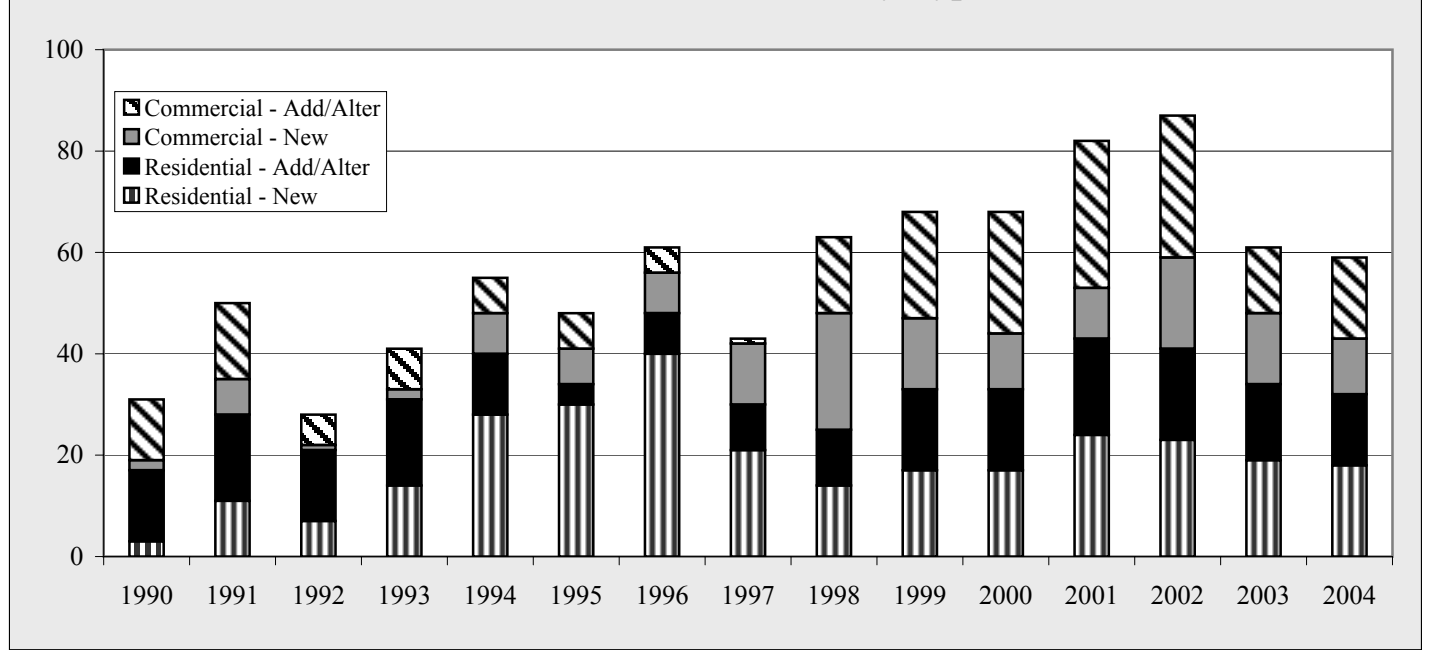


Chart 6.19

**Soldotna YTD 9/30 Permit VOLUME  
Percent by Type - 2004**

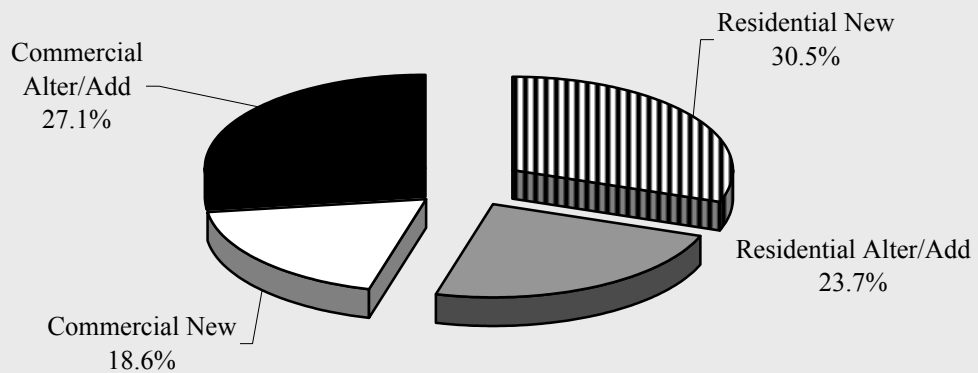


Chart 6.20

# Soldotna Construction Permitting

<b>Soldotna Annual Permit VALUES by Type by Quarter - 1997-2004 - in \$</b>					
	1st Quarter	2nd Quarter	3rd Quarter	4th Quarter	Total
<b>1997</b>					
Residential - New	200,000	2,031,205	525,251	733,300	3,489,756
Residential - Add/Alter	70,000	30,900	111,000	30,000	241,900
Commercial - New	28,000	209,500	910,000	16,650	1,164,150
Commercial - Add/Alter	3,000	0	0	780,500	783,500
<b>TOTAL</b>	<b>301,000</b>	<b>2,271,605</b>	<b>1,546,251</b>	<b>1,560,450</b>	<b>5,679,306</b>
<b>1998</b>					
Residential - New	145,000	965,000	1,062,000	175,000	2,347,000
Residential - Add/Alter	0	122,000	103,400	11,660	237,060
Commercial - New	6,552	2,333,400	3,250,713	300,000	5,890,665
Commercial - Add/Alter	78,542	73,000	723,050	272,500	1,147,092
<b>TOTAL</b>	<b>230,094</b>	<b>3,493,400</b>	<b>5,139,163</b>	<b>759,160</b>	<b>9,621,817</b>
<b>1999</b>					
Residential - New	0	1,453,674	1,368,900	225,888	3,048,462
Residential - Add/Alter	54,000	181,361	141,867	0	377,228
Commercial - New	0	2,723,818	2,495,816	281,905	5,501,539
Commercial - Add/Alter	29,696	426,199	119,996	2,000	577,891
<b>TOTAL</b>	<b>83,696</b>	<b>4,785,052</b>	<b>4,126,579</b>	<b>509,793</b>	<b>9,505,120</b>
<b>2000</b>					
Residential - New	373,929	1,520,491	543,930	270,668	2,709,018
Residential - Add/Alter	0	224,674	101,065	39,500	365,239
Commercial - New	434,273	1,583,642	935,665	970,484	3,924,064
Commercial - Add/Alter	270,000	680,549	96,250	122,300	1,169,099
<b>TOTAL</b>	<b>1,078,202</b>	<b>4,009,356</b>	<b>1,676,910</b>	<b>1,402,952</b>	<b>8,167,420</b>
<b>2001</b>					
Residential - New	0	2,363,001	1,510,852	0	3,873,853
Residential - Add/Alter	105,160	151,039	50,148	51,148	357,495
Commercial - New	2,658,578	0	630,244	0	3,288,822
Commercial - Add/Alter	287,480	717,150	318,672	111,500	1,434,802
<b>TOTAL</b>	<b>3,051,218</b>	<b>3,231,190</b>	<b>2,509,916</b>	<b>162,648</b>	<b>8,954,972</b>
<b>2002</b>					
Residential - New	240,849	2,075,293	689,202	176,000	3,181,344
Residential - Add/Alter	86,935	339,286	317,466	11,500	755,187
Commercial - New	714,806	2,601,575	1,080,678	0	4,397,059
Commercial - Add/Alter	163,000	1,987,304	610,000	70,000	2,830,304
<b>TOTAL</b>	<b>1,205,590</b>	<b>7,003,458</b>	<b>2,697,346</b>	<b>257,500</b>	<b>11,163,894</b>
<b>2003</b>					
Residential - New	0	1,899,354	648,388	526,191	3,073,933
Residential - Add/Alter	57,827	130,080	70,722	5,000	263,629
Commercial - New	0	2,116,490	1,371,200	281,491	3,769,181
Commercial - Add/Alter	369,191	88,000	328,000	60,363	845,554
<b>TOTAL</b>	<b>427,018</b>	<b>4,233,924</b>	<b>2,418,310</b>	<b>873,045</b>	<b>7,952,297</b>
<b>2004</b>					<b>Year to Date</b>
Residential - New	539,297	1,777,087	1,270,100		3,881,344
Residential - Add/Alter	0	74,809	145,721		277,984
Commercial - New	4,465,026	1,366,297	21,996,101		28,329,025
Commercial - Add/Alter	60,000	530,380	368,193		4,808,573
<b>TOTAL</b>	<b>5,064,323</b>	<b>3,748,573</b>	<b>23,780,115</b>		<b>37,296,926</b>

Table 6.13

# Soldotna Construction Permitting

<b>Soldotna Annual Permit VOLUME by Type by Quarter - 1997-2004</b>					
	1st Quarter	2nd Quarter	3rd Quarter	4th Quarter	Total
<b>1997</b>					
Residential - New	1	16	4	5	26
Residential - Add/Alter	2	2	5	1	10
Commercial - New	2	3	7	5	17
Commercial - Add/Alter	1	0	0	4	5
<b>TOTAL</b>	<b>6</b>	<b>21</b>	<b>16</b>	<b>15</b>	<b>58</b>
<b>1998</b>					
Residential - New	1	6	7	1	15
Residential - Add/Alter	0	6	5	5	16
Commercial - New	2	11	10	2	25
Commercial - Add/Alter	5	4	6	6	21
<b>TOTAL</b>	<b>8</b>	<b>27</b>	<b>28</b>	<b>14</b>	<b>77</b>
<b>1999</b>					
Residential - New	0	10	7	2	19
Residential - Add/Alter	4	8	4	0	16
Commercial - New	0	8	6	6	20
Commercial - Add/Alter	6	9	6	1	22
<b>TOTAL</b>	<b>10</b>	<b>35</b>	<b>23</b>	<b>9</b>	<b>77</b>
<b>2000</b>					
Residential - New	2	10	5	2	19
Residential - Add/Alter	0	9	7	3	19
Commercial - New	1	3	7	7	18
Commercial - Add/Alter	5	12	7	8	32
<b>TOTAL</b>	<b>8</b>	<b>34</b>	<b>26</b>	<b>20</b>	<b>88</b>
<b>2001</b>					
Residential - New	0	14	10	0	24
Residential - Add/Alter	3	10	6	4	23
Commercial - New	3	0	7	0	10
Commercial - Add/Alter	4	13	12	7	36
<b>TOTAL</b>	<b>10</b>	<b>37</b>	<b>35</b>	<b>11</b>	<b>93</b>
<b>2002</b>					
Residential - New	1	17	5	1	24
Residential - Add/Alter	2	6	10	2	20
Commercial - New	4	9	5	0	18
Commercial - Add/Alter	4	19	5	1	29
<b>TOTAL</b>	<b>11</b>	<b>51</b>	<b>25</b>	<b>4</b>	<b>91</b>
<b>2003</b>					
Residential - New	0	15	4	5	24
Residential - Add/Alter	3	8	4	1	16
Commercial - New	0	6	8	2	16
Commercial - Add/Alter	3	7	3	5	18
<b>TOTAL</b>	<b>6</b>	<b>36</b>	<b>19</b>	<b>13</b>	<b>74</b>
<b>2004</b>					
					<b>Year to Date</b>
Residential - New	2	9	7		19
Residential - Add/Alter	0	8	6		17
Commercial - New	4	3	4		13
Commercial - Add/Alter	3	6	7		18
<b>TOTAL</b>	<b>9</b>	<b>26</b>	<b>24</b>		<b>67</b>

Table 6.14