

# Soldotna Construction Permitting

Soldotna 3rd Quarter Permit VALUES by Type - 1999-2005 - in \$								
	1999	2000	2001	2002	2003	2004	2005	Annual Change
Residential New	1,368,900	543,930	1,510,852	689,202	648,388	1,270,100	1,295,670	2.0%
Residential Alter/Add	141,867	101,065	50,148	317,466	70,722	145,721	88,410	-39.3%
Commercial New	2,495,816	935,665	630,244	1,080,678	1,371,200	21,996,101	1,520,000	-93.1%
Commercial Alter/Add	119,996	96,250	318,672	610,000	328,000	368,193	181,650	-50.7%
Total	4,126,579	1,676,910	2,509,916	2,697,346	2,418,310	23,780,115	3,085,730	-87.0%
Annual Change		-59.4%	49.7%	7.5%	-10.3%	883.3%	-87.0%	

Table 6.21

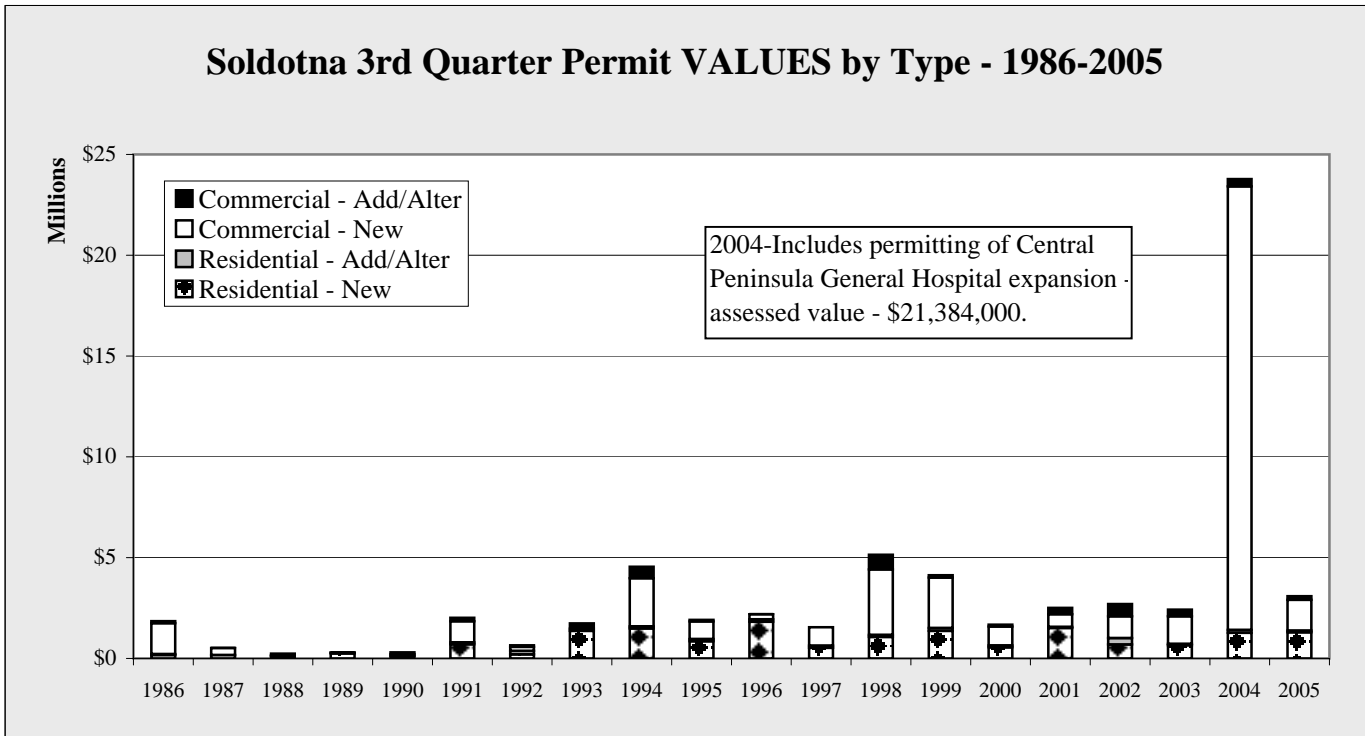


Chart 6.13

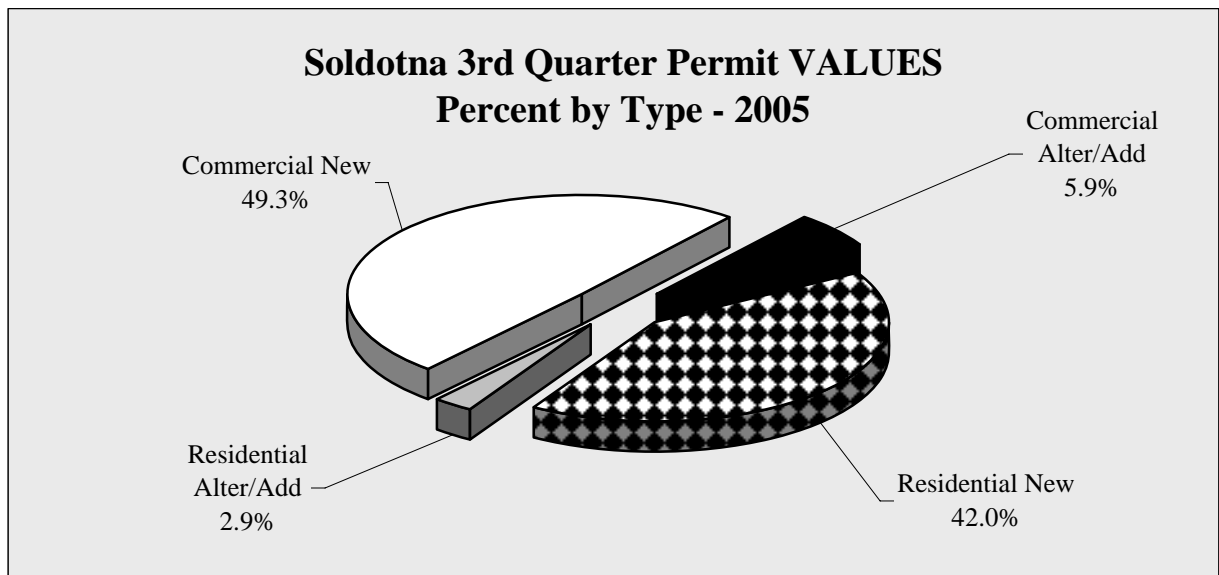


Chart 6.14

# Soldotna Construction Permitting

Soldotna 3rd Quarter Permit VOLUME by Type - 1999-2005								
	1999	2000	2001	2002	2003	2004	2005	Annual Change
Residential New	7	5	10	5	4	7	7	0.0%
Residential Alter/Add	4	7	6	10	4	6	7	16.7%
Commercial New	6	7	7	5	8	4	2	-50.0%
Commercial Alter/Add	6	7	12	5	3	7	4	-42.9%
Total	23	26	35	25	19	24	20	-16.7%
Annual Change		13.0%	34.6%	-28.6%	-24.0%	26.3%	-16.7%	

Table 6.22

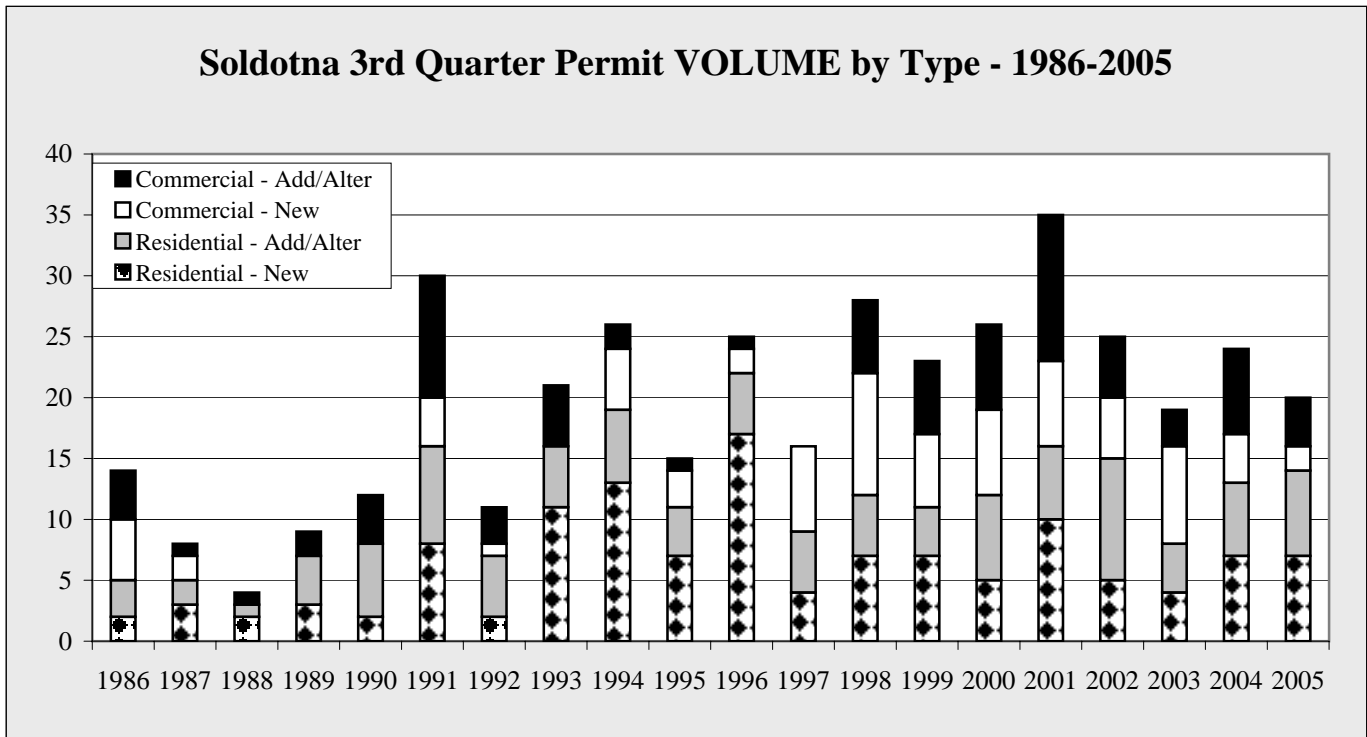


Chart 6.15

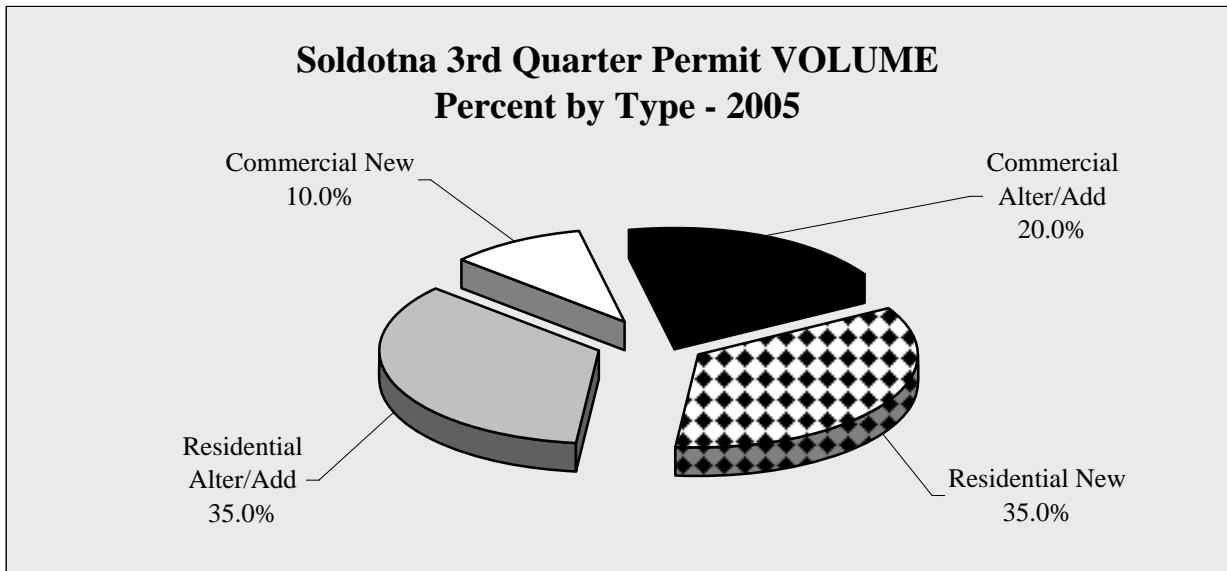


Chart 6.16

# Soldotna Construction Permitting

Soldotna YTD 9/30 Permit VALUES by Type - 1999-2005 - in \$								
	1999	2000	2001	2002	2003	2004	2005	Annual Change
Residential New	2,822,574	2,438,350	3,873,853	3,005,344	2,547,742	3,586,484	3,933,625	9.7%
Residential Alter/Add	377,228	325,739	306,347	743,687	258,629	220,530	491,990	123.1%
Commercial New	5,219,634	2,953,580	3,288,822	4,397,059	3,487,690	27,827,424	5,814,828	-79.1%
Commercial Alter/Add	575,891	1,046,799	1,323,302	2,760,304	785,191	958,573	1,099,077	14.7%
Total	8,995,327	6,764,468	8,792,324	10,906,394	7,079,252	32,593,011	11,339,520	-65.2%
Annual Change		-24.8%	30.0%	24.0%	-35.1%	360.4%	-65.2%	

Table 6.23

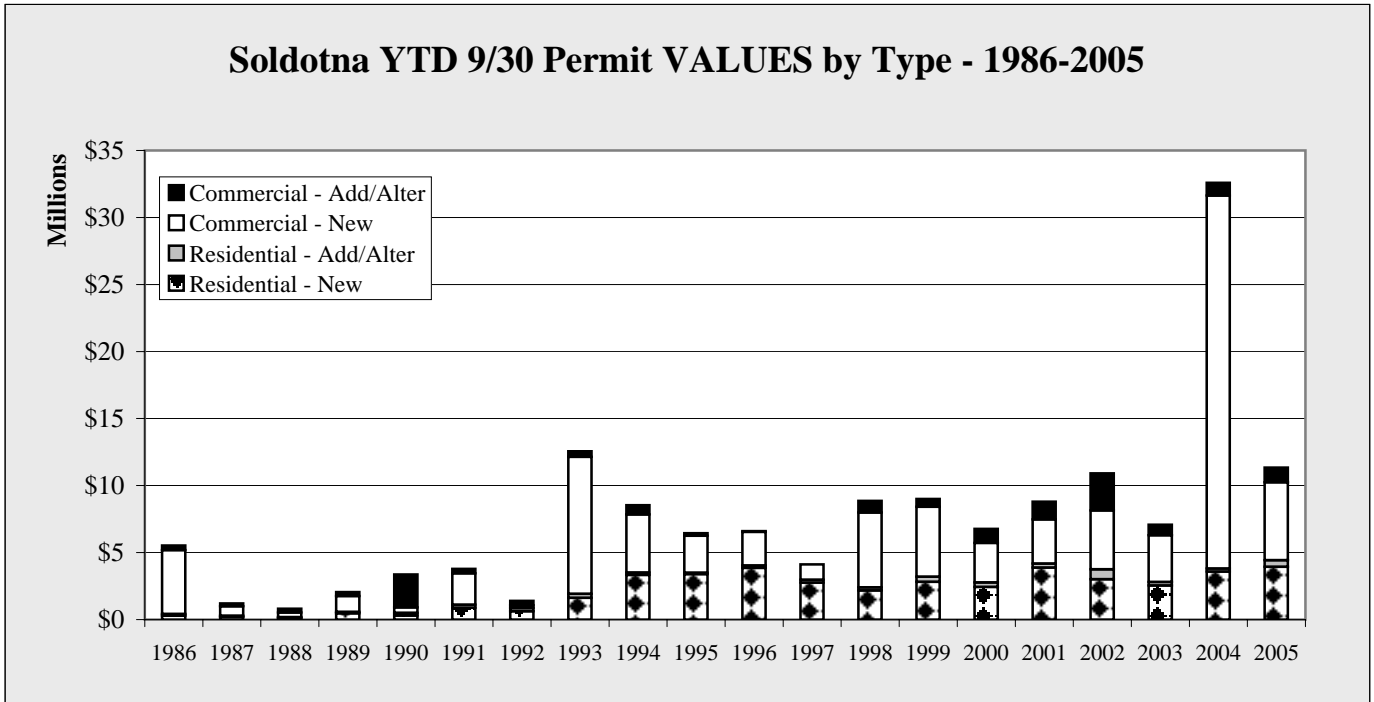


Chart 6.17

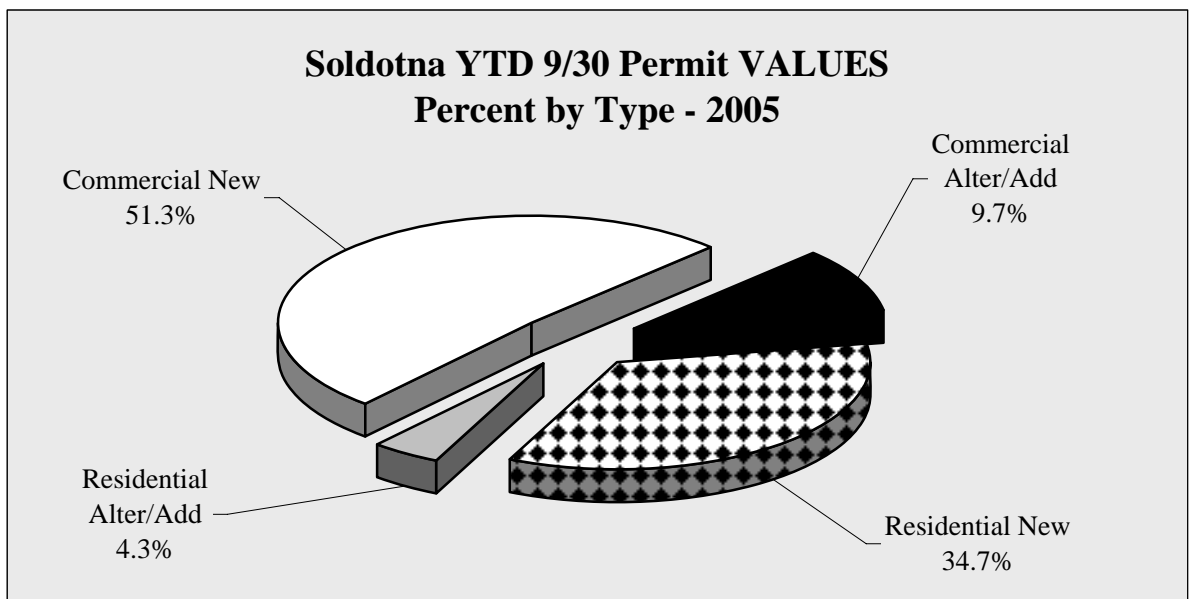


Chart 6.18

# Soldotna Construction Permitting

Soldotna YTD 9/30 Permit VOLUME by Type - 1999-2005								
	1999	2000	2001	2002	2003	2004	2005	Annual Change
Residential New	17	17	24	23	19	18	22	22.2%
Residential Alter/Add	16	16	19	18	15	14	22	57.1%
Commercial New	14	11	10	18	14	11	13	18.2%
Commercial Alter/Add	21	24	29	28	13	16	19	18.8%
Total	68	68	82	87	61	59	76	28.8%
Annual Change		0.0%	20.6%	6.1%	-29.9%	-3.3%	28.8%	

Table 6.24

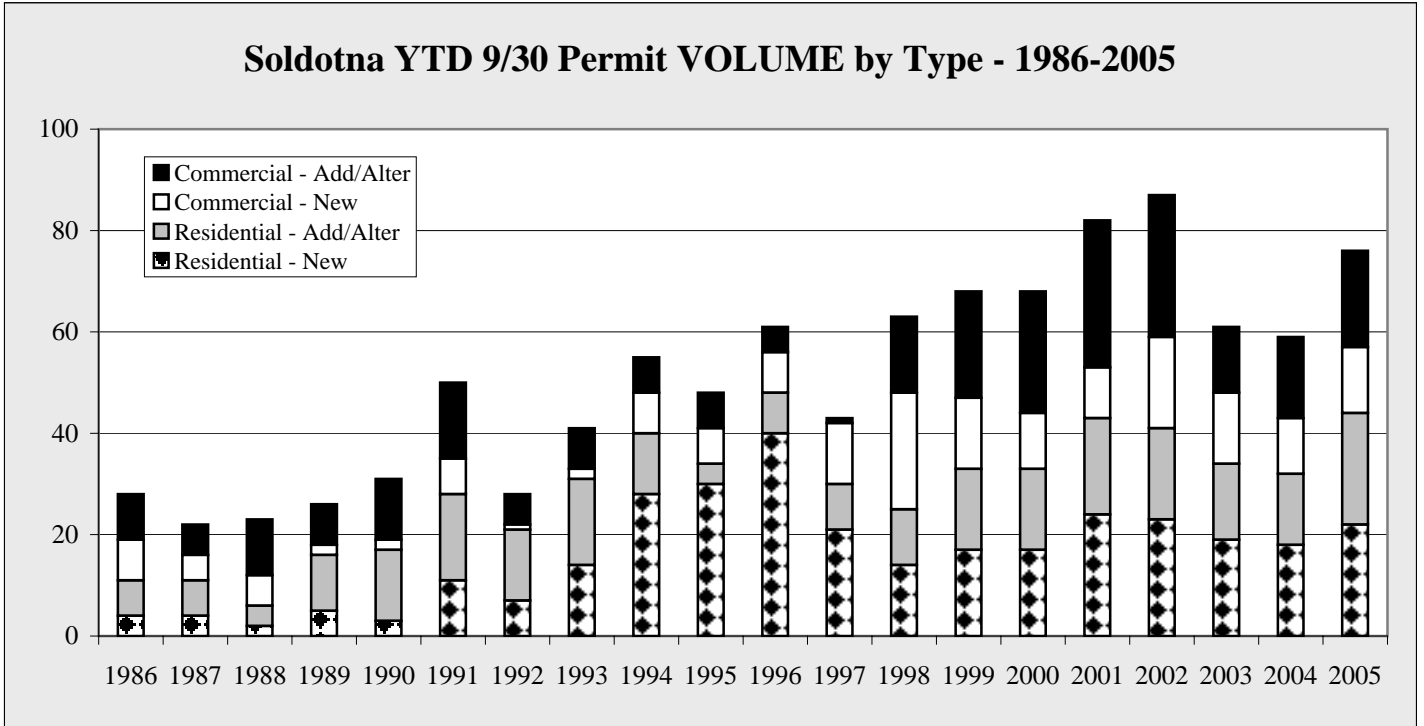


Chart 6.19

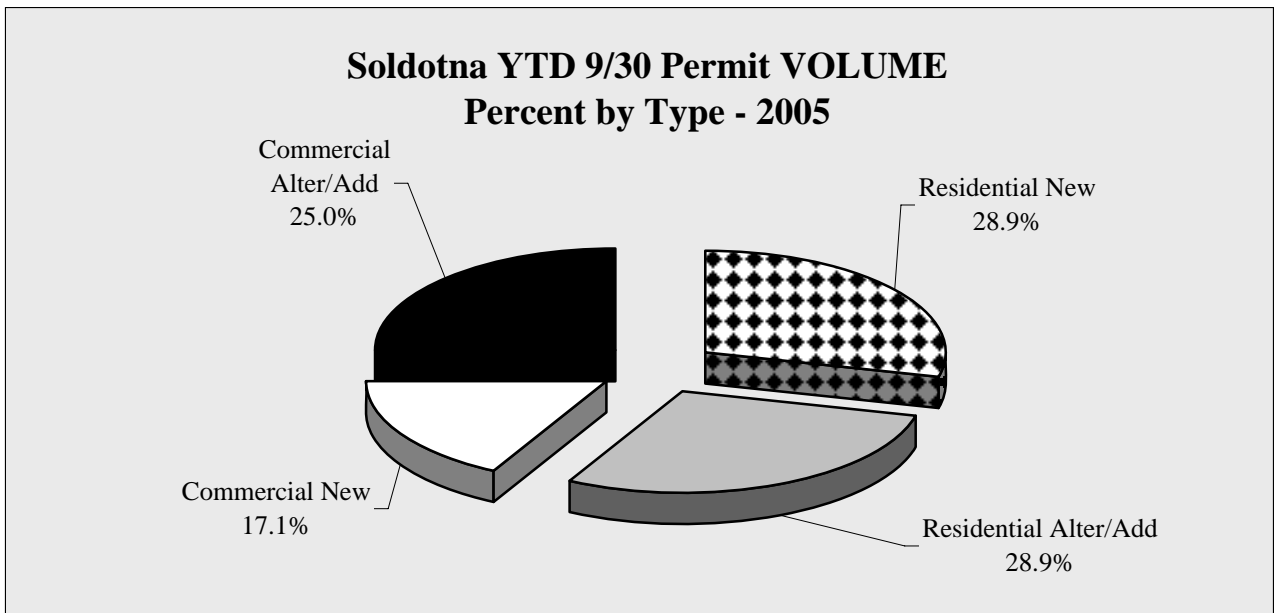


Chart 6.20

# Soldotna Construction Permitting

Soldotna Annual Permit VALUES by Type - 1998-2004 - in \$								
	1998	1999	2000	2001	2002	2003	2004	Annual Change
Residential New	2,347,000	3,048,462	2,709,018	3,873,853	3,181,344	3,073,933	3,881,344	26.3%
Residential Alter/Add	237,060	377,228	365,239	357,495	755,187	263,629	277,984	5.4%
Commercial New	5,890,665	5,501,539	3,924,064	3,288,822	4,397,059	3,769,181	28,329,025	651.6%
Commercial Alter/Add	1,147,092	577,891	1,169,099	1,434,802	2,830,304	845,554	4,808,573	468.7%
Total	9,621,817	9,505,120	8,167,420	8,954,972	11,163,894	7,952,297	37,296,926	369.0%
Annual Change		-1.2%	-14.1%	9.6%	24.7%	-28.8%	369.0%	

Table 6.25

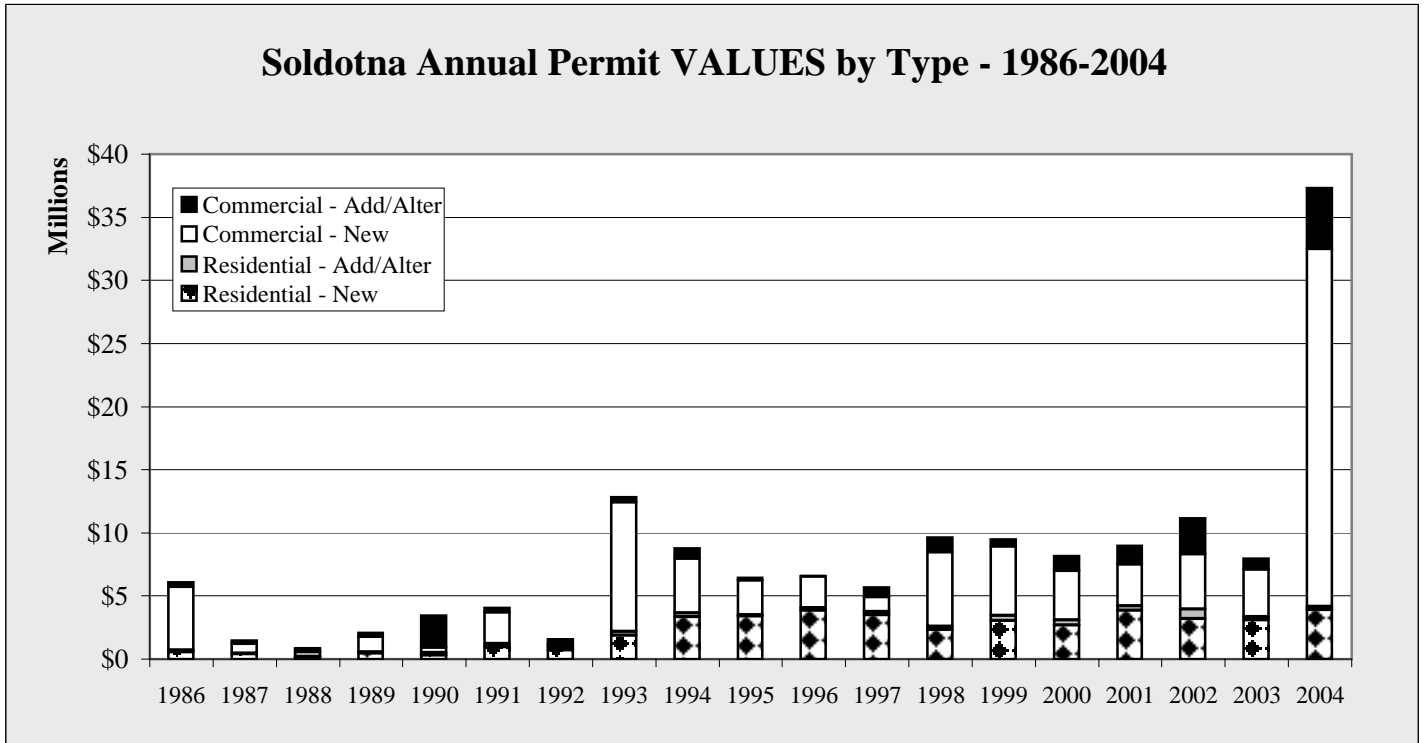


Chart 6.21

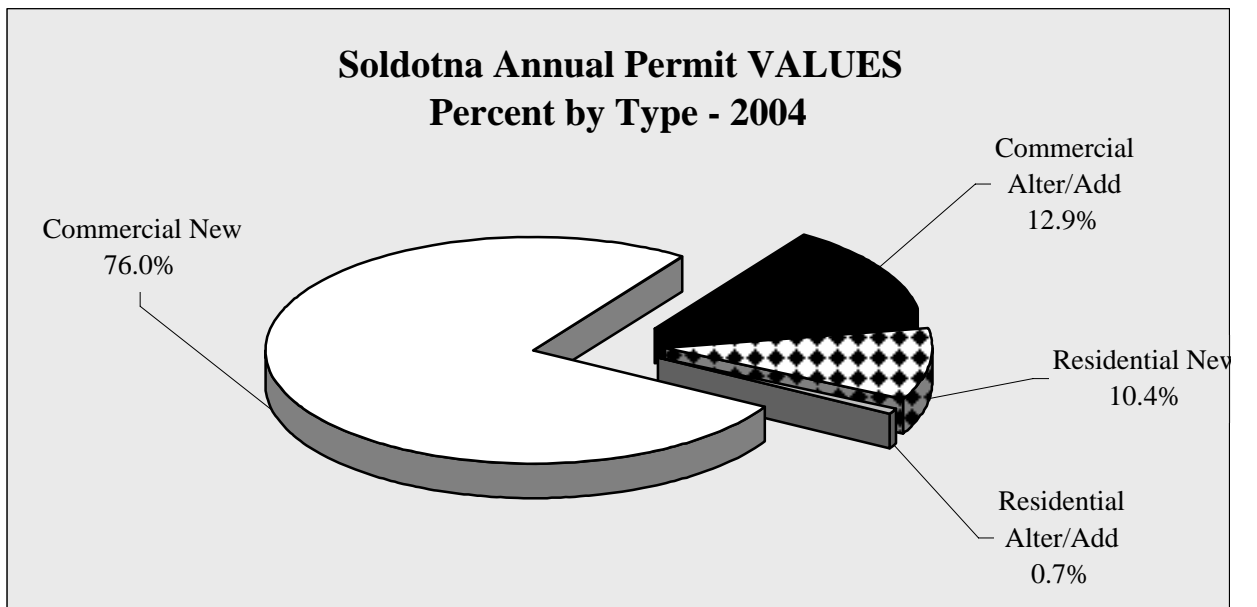


Chart 6.22

# Soldotna Construction Permitting

**Soldotna Annual Permit VOLUME by Type - 1998-2004**

	1998	1999	2000	2001	2002	2003	2004	Annual Change
Residential New	15	19	19	24	24	24	19	-20.8%
Residential Alter/Add	16	16	19	23	20	16	17	6.3%
Commercial New	25	20	18	10	18	16	13	-18.8%
Commercial Alter/Add	21	22	32	36	29	18	18	0.0%
<b>Total</b>	<b>77</b>	<b>77</b>	<b>88</b>	<b>93</b>	<b>91</b>	<b>74</b>	<b>67</b>	<b>-9.5%</b>
Annual Change		0.0%	14.3%	5.7%	-2.2%	-18.7%	-9.5%	

Table 6.26

**Soldotna Annual Permit VOLUME by Type - 1986-2004**

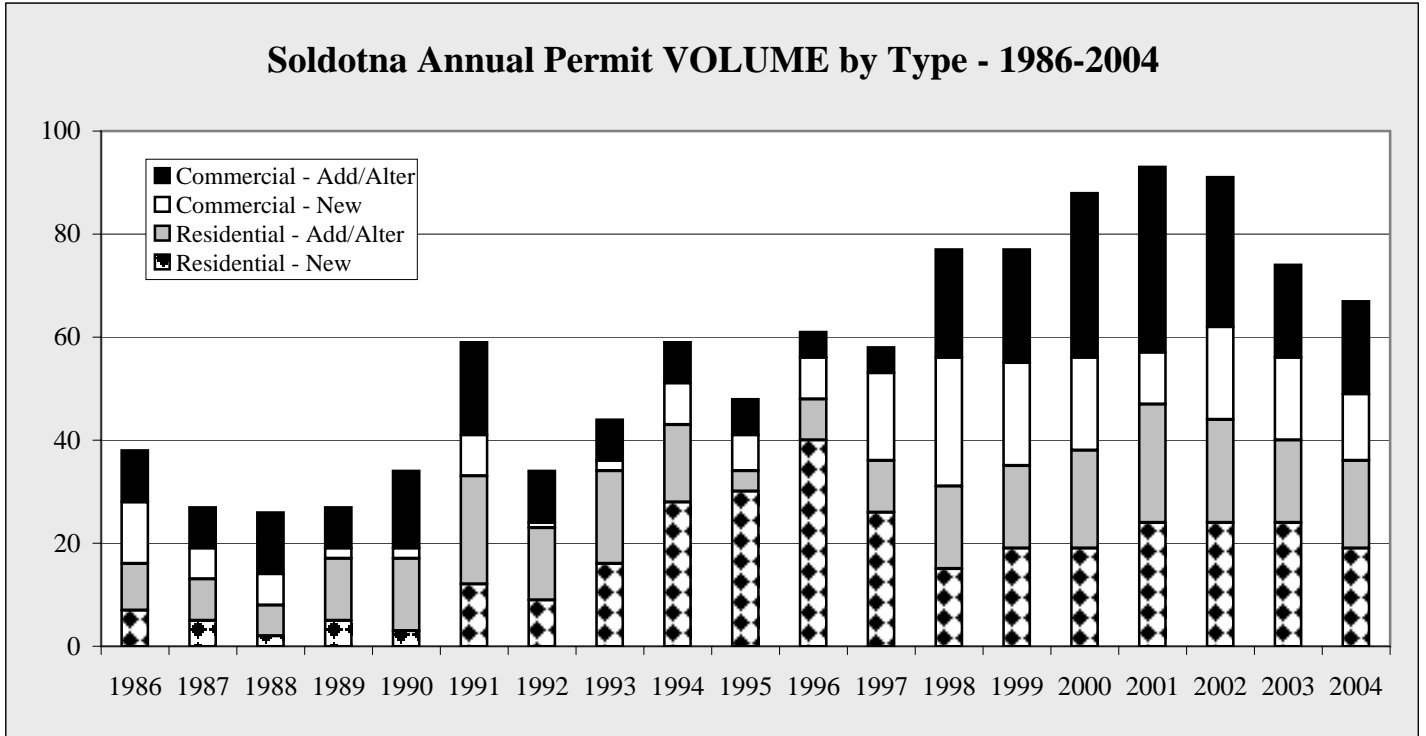


Chart 6.23

**Soldotna Annual Permit VOLUME  
Percent by Type - 2004**

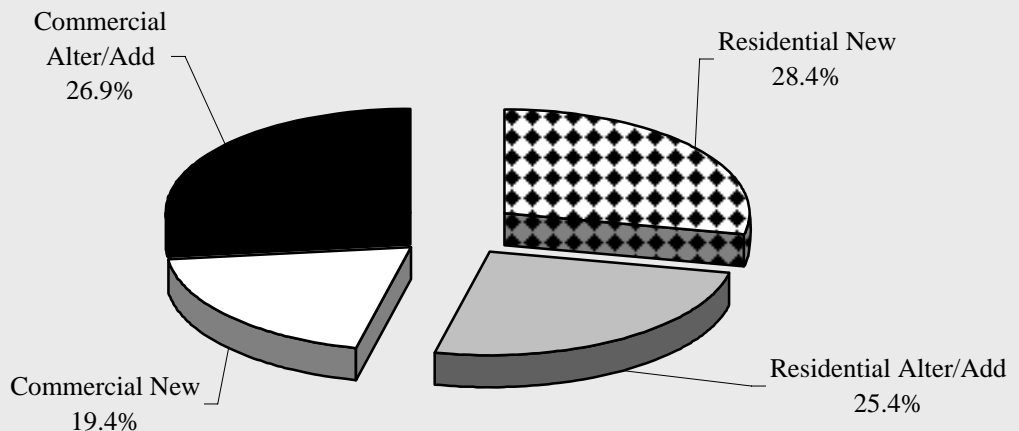


Chart 6.24

# Soldotna Construction Permitting

<b>Soldotna Annual Permit VALUES by Type by Quarter - 1998-2005 - in \$</b>					
	1st Quarter	2nd Quarter	3rd Quarter	4th Quarter	Total
<b>1998</b>					
Residential - New	145,000	965,000	1,062,000	175,000	2,347,000
Residential - Add/Alter	0	122,000	103,400	11,660	237,060
Commercial - New	6,552	2,333,400	3,250,713	300,000	5,890,665
Commercial - Add/Alter	78,542	73,000	723,050	272,500	1,147,092
<b>TOTAL</b>	<b>230,094</b>	<b>3,493,400</b>	<b>5,139,163</b>	<b>759,160</b>	<b>9,621,817</b>
<b>1999</b>					
Residential - New	0	1,453,674	1,368,900	225,888	3,048,462
Residential - Add/Alter	54,000	181,361	141,867	0	377,228
Commercial - New	0	2,723,818	2,495,816	281,905	5,501,539
Commercial - Add/Alter	29,696	426,199	119,996	2,000	577,891
<b>TOTAL</b>	<b>83,696</b>	<b>4,785,052</b>	<b>4,126,579</b>	<b>509,793</b>	<b>9,505,120</b>
<b>2000</b>					
Residential - New	373,929	1,520,491	543,930	270,668	2,709,018
Residential - Add/Alter	0	224,674	101,065	39,500	365,239
Commercial - New	434,273	1,583,642	935,665	970,484	3,924,064
Commercial - Add/Alter	270,000	680,549	96,250	122,300	1,169,099
<b>TOTAL</b>	<b>1,078,202</b>	<b>4,009,356</b>	<b>1,676,910</b>	<b>1,402,952</b>	<b>8,167,420</b>
<b>2001</b>					
Residential - New	0	2,363,001	1,510,852	0	3,873,853
Residential - Add/Alter	105,160	151,039	50,148	51,148	357,495
Commercial - New	2,658,578	0	630,244	0	3,288,822
Commercial - Add/Alter	287,480	717,150	318,672	111,500	1,434,802
<b>TOTAL</b>	<b>3,051,218</b>	<b>3,231,190</b>	<b>2,509,916</b>	<b>162,648</b>	<b>8,954,972</b>
<b>2002</b>					
Residential - New	240,849	2,075,293	689,202	176,000	3,181,344
Residential - Add/Alter	86,935	339,286	317,466	11,500	755,187
Commercial - New	714,806	2,601,575	1,080,678	0	4,397,059
Commercial - Add/Alter	163,000	1,987,304	610,000	70,000	2,830,304
<b>TOTAL</b>	<b>1,205,590</b>	<b>7,003,458</b>	<b>2,697,346</b>	<b>257,500</b>	<b>11,163,894</b>
<b>2003</b>					
Residential - New	0	1,899,354	648,388	526,191	3,073,933
Residential - Add/Alter	57,827	130,080	70,722	5,000	263,629
Commercial - New	0	2,116,490	1,371,200	281,491	3,769,181
Commercial - Add/Alter	369,191	88,000	328,000	60,363	845,554
<b>TOTAL</b>	<b>427,018</b>	<b>4,233,924</b>	<b>2,418,310</b>	<b>873,045</b>	<b>7,952,297</b>
<b>2004</b>					
Residential - New	539,297	1,777,087	1,270,100	294,860	3,881,344
Residential - Add/Alter	0	74,809	145,721	57,454	277,984
Commercial - New	4,465,026	1,366,297	21,996,101	501,601	28,329,025
Commercial - Add/Alter	60,000	530,380	368,193	3,850,000	4,808,573
<b>TOTAL</b>	<b>5,064,323</b>	<b>3,748,573</b>	<b>23,780,115</b>	<b>4,703,915</b>	<b>37,296,926</b>
<b>2005</b>					
Residential - New	720,956	1,916,999	1,295,670		3,933,625
Residential - Add/Alter	261,630	141,950	88,410		491,990
Commercial - New	195,000	4,099,828	1,520,000		5,814,828
Commercial - Add/Alter	243,969	673,458	181,650		1,099,077
<b>TOTAL</b>	<b>1,421,555</b>	<b>6,832,235</b>	<b>3,085,730</b>		<b>11,339,520</b>
					<b>Year to Date</b>

Table 6.27

# Soldotna Construction Permitting

<b>Soldotna Annual Permit VOLUME by Type by Quarter - 1998-2005</b>					
	1st Quarter	2nd Quarter	3rd Quarter	4th Quarter	Total
<b>1998</b>					
Residential - New	1	6	7	1	15
Residential - Add/Alter	0	6	5	5	16
Commercial - New	2	11	10	2	25
Commercial - Add/Alter	5	4	6	6	21
<b>TOTAL</b>	<b>8</b>	<b>27</b>	<b>28</b>	<b>14</b>	<b>77</b>
<b>1999</b>					
Residential - New	0	10	7	2	19
Residential - Add/Alter	4	8	4	0	16
Commercial - New	0	8	6	6	20
Commercial - Add/Alter	6	9	6	1	22
<b>TOTAL</b>	<b>10</b>	<b>35</b>	<b>23</b>	<b>9</b>	<b>77</b>
<b>2000</b>					
Residential - New	2	10	5	2	19
Residential - Add/Alter	0	9	7	3	19
Commercial - New	1	3	7	7	18
Commercial - Add/Alter	5	12	7	8	32
<b>TOTAL</b>	<b>8</b>	<b>34</b>	<b>26</b>	<b>20</b>	<b>88</b>
<b>2001</b>					
Residential - New	0	14	10	0	24
Residential - Add/Alter	3	10	6	4	23
Commercial - New	3	0	7	0	10
Commercial - Add/Alter	4	13	12	7	36
<b>TOTAL</b>	<b>10</b>	<b>37</b>	<b>35</b>	<b>11</b>	<b>93</b>
<b>2002</b>					
Residential - New	1	17	5	1	24
Residential - Add/Alter	2	6	10	2	20
Commercial - New	4	9	5	0	18
Commercial - Add/Alter	4	19	5	1	29
<b>TOTAL</b>	<b>11</b>	<b>51</b>	<b>25</b>	<b>4</b>	<b>91</b>
<b>2003</b>					
Residential - New	0	15	4	5	24
Residential - Add/Alter	3	8	4	1	16
Commercial - New	0	6	8	2	16
Commercial - Add/Alter	3	7	3	5	18
<b>TOTAL</b>	<b>6</b>	<b>36</b>	<b>19</b>	<b>13</b>	<b>74</b>
<b>2004</b>					
Residential - New	2	9	7	1	19
Residential - Add/Alter	0	8	6	3	17
Commercial - New	4	3	4	2	13
Commercial - Add/Alter	3	6	7	2	18
<b>TOTAL</b>	<b>9</b>	<b>26</b>	<b>24</b>	<b>8</b>	<b>67</b>
<b>2005</b>					<b>Year to Date</b>
Residential - New	4	11	7		22
Residential - Add/Alter	3	12	7		22
Commercial - New	2	9	2		13
Commercial - Add/Alter	7	8	4		19
<b>TOTAL</b>	<b>16</b>	<b>40</b>	<b>20</b>		<b>76</b>

Table 6.28